



Buy it for looks. Buy it for life.®

Specifications

SINK DESCRIPTION

- Manufactured of 22 gauge, type 301 nickel-bearing stainless steel
- The single bowl is 21-1/4" x 16" x 6-1/2"
- The sink ledge has four fixture mounting holes, 1-1/2" in diameter and 4" on center
- Has one 3-1/2" diameter recessed drain opening
- Soundshield undercoating maximizes sound deadening and inhibits condensation
- The exposed surfaces are polished to a lustrous satin tone finish
- Includes all necessary mounting hardware

CUT OUT DIMENSIONS

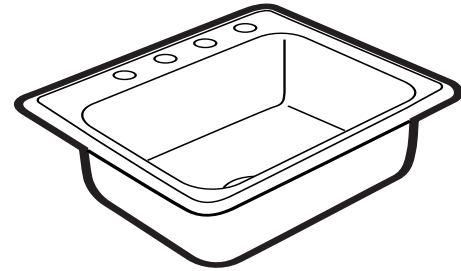
- Cut out dimensions are 24-3/8" x 21-3/8", with a 1-1/2" corner radius. A tolerance of plus or minus 1/16" is acceptable

STANDARDS

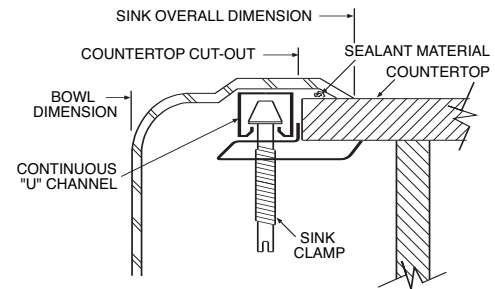
- Third party certified by IAPMO to meet ASME A112.19.3 and all applicable specifications referenced therein. Also meets applicable requirements of ANSI A117.1

WARRANTY

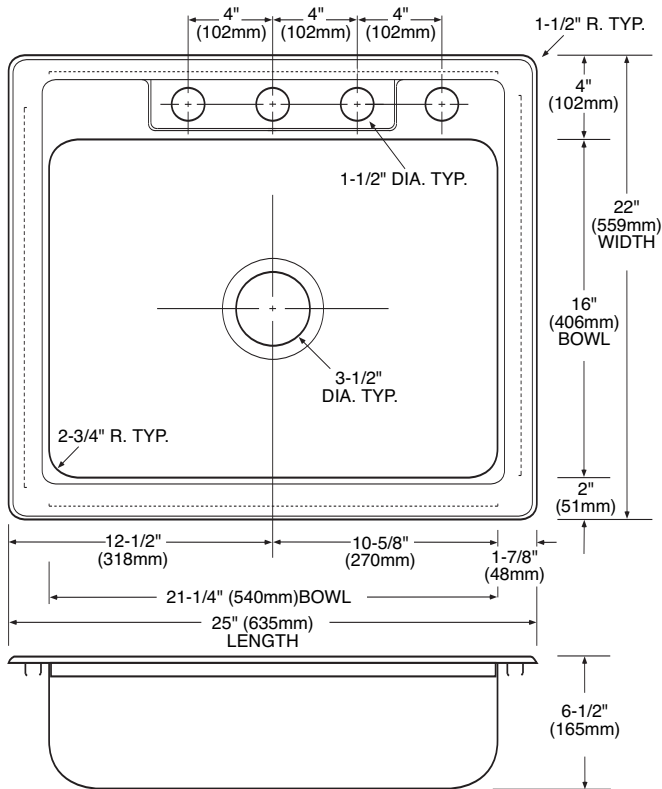
- Warranted for five years against material or manufacturing defects



Excalibur®
Single Bowl Kitchen Sink
Model: 22832
(E-2522-4)



Installation Detail



CRITICAL DIMENSIONS

(DO NOT SCALE)

FOR MORE INFORMATION CALL: 1-800-BUY-MOEN

www.moen.com